

DRAMATICA® PRO STORYBOOK™

STORY WORKSHEETS & WORKSHEET MASTERS

This StoryBook contains a copy of all the worksheets necessary to write one complete story using the Dramatica Pro StoryGuide Pro workbook. This StoryBook also contains duplication masters for each of the 14 different worksheets required to produce additional sets of worksheets for additional stories.

Each of the pages in this StoryBook has been perforated so that the pages may be removed.

Notice of Permission to Limited Duplication:
The pages in this StoryBook may be reproduced
for personal and/or educational use only.
Reproductions may not be used for resale.

Screenplay Systems Incorporated
150 East Olive Avenue, Suite 203, Burbank, California, 91502
Phone: (818) 842-6557 • Fax: (818) 843-8364
Email: Dramatica@Screenplay.com
<http://www.well.com/user/dramatic/>

Copyright © 1996 Screenplay Systems Incorporated
Dramatica is a registered trademark of Screenplay Systems Incorporated
Writer's DreamKit, StoryGuide and StoryBook are trademarks of
Screenplay Systems Incorporated • All Rights Reserved • Patent Pending

Writer's DreamKit StoryGuide Worksheet Duplication Masters

MAKE COPIES OF YOUR WORKSHEETS:

For each trip through the StoryGuide, you will need to use the forms in the StoryBook or make copies of your worksheets. The following is the recommended number of copies of each sheet needed to complete *one* story. *NOTE: You may prefer to use legal-sized yellow pads to write on instead of making copies of the worksheets. Write using whichever is most comfortable for you.*

Worksheet	Number of Copies
1. Objective Character Worksheet A	1
2. Objective Character Worksheet B	1
3. Objective Character Worksheet C	1
4. Objective Character Worksheet D	1
5. Theme Storyencoding Worksheet A	1
6. Theme Storyencoding Worksheet B	1
7. Theme Storyencoding Worksheet C	1
8. Theme Storyencoding Worksheet D	1
9. Storyweaving Worksheet A	32*
10. Storyweaving Worksheet B	32*
11. Character Storyweaving Worksheet A ...	4
12. Character Storyweaving Worksheet B ...	4
13. Theme Storyweaving Worksheet A	4
14. Theme Storyweaving Worksheet B	4

- * We recommend that the Storyweaving Worksheets (sheets 17 & 18) be copied onto several colors of paper: seven (7) copies on each of four (4) different colors plus an extra four (4) copies on white. A complete explanation of this may be found in Chapter 22: Introduction to Storyweaving in the StoryGuide Pro.

**DRAMATICA® STORYGUIDE™ PRO WORKSHEET
OBJECTIVE CHARACTER WORKSHEET A****PROTAGONIST**

NAME _____

ROLE:

ANTAGONIST

NAME _____

ROLE:

FUNCTION:

FUNCTION:

RELATIONSHIP BETWEEN THE PROTAGONIST AND ANTAGONIST:

DRAMATICA® STORYGUIDE™ PRO WORKSHEET
OBJECTIVE CHARACTER WORKSHEET B**GUARDIAN**

NAME _____

ROLE:

CONTAGONIST

NAME _____

ROLE:

FUNCTION:

FUNCTION:

RELATIONSHIP BETWEEN THE PROTAGONIST AND ANTAGONIST:

**DRAMATICA® STORYGUIDE™ PRO WORKSHEET
OBJECTIVE CHARACTER WORKSHEET C****REASON**

NAME _____

ROLE:

EMOTION

NAME _____

ROLE:

FUNCTION:

FUNCTION:

RELATIONSHIP BETWEEN THE PROTAGONIST AND ANTAGONIST:

DRAMATICA® STORYGUIDE™ PRO WORKSHEET
OBJECTIVE CHARACTER WORKSHEET D**SIDEKICK**

NAME _____

ROLE:

SKEPTIC

NAME _____

ROLE:

FUNCTION:

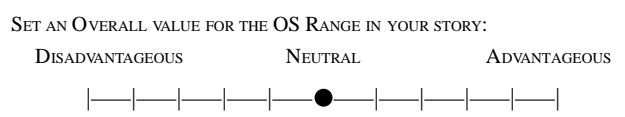
FUNCTION:

RELATIONSHIP BETWEEN THE PROTAGONIST AND ANTAGONIST:

DRAMATICA® STORYGUIDE™ PRO WORKSHEET THEME STORYENCODING WORKSHEET A

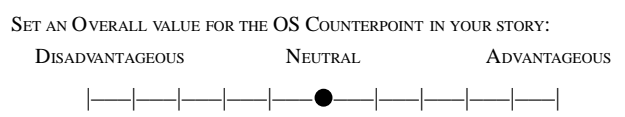
OS RANGE _____

WHAT SPECIFIC ISSUES DO YOU WANT TO EXAMINE IN TERMS OF THE OBJECTIVE STORY'S RANGE?



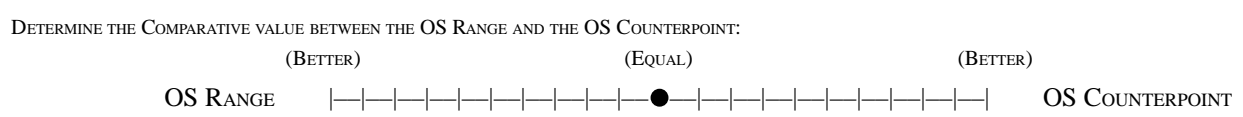
OS COUNTERPOINT _____

WHAT SPECIFIC ISSUES DO YOU WANT TO EXAMINE IN TERMS OF THIS COUNTERPOINT TO THE OBJECTIVE STORY'S RANGE?



OBJECTIVE STORY THEMATIC CONFLICT:

OS RANGE _____ VERSUS OS COUNTERPOINT _____



DRAMATICA® STORYGUIDE™ PRO WORKSHEET THEME STORYENCODING WORKSHEET B

MC RANGE _____

WHAT SPECIFIC ISSUES DO YOU WANT TO EXAMINE IN TERMS OF THE MAIN CHARACTER'S RANGE?

MC COUNTERPOINT _____

WHAT SPECIFIC ISSUES DO YOU WANT TO EXAMINE IN TERMS OF THIS COUNTERPOINT TO THE MAIN CHARACTER'S RANGE?

SET AN OVERALL VALUE FOR THE MC RANGE IN YOUR STORY:

DISADVANTAGEOUS NEUTRAL ADVANTAGEOUS



SET AN OVERALL VALUE FOR THE MC COUNTERPOINT IN YOUR STORY:

DISADVANTAGEOUS NEUTRAL ADVANTAGEOUS



MAIN CHARACTER THEMATIC CONFLICT:

MC RANGE _____ VERSUS MC COUNTERPOINT _____

DETERMINE THE COMPARATIVE VALUE BETWEEN THE MC RANGE AND THE MC COUNTERPOINT:

(BETTER) (EQUAL) (BETTER)



DRAMATICA® STORYGUIDE™ PRO WORKSHEET THEME STORYENCODING WORKSHEET C

OC RANGE _____

WHAT SPECIFIC ISSUES DO YOU WANT TO EXAMINE IN TERMS OF THE OBSTACLE CHARACTER'S RANGE?

OC COUNTERPOINT _____

WHAT SPECIFIC ISSUES DO YOU WANT TO EXAMINE IN TERMS OF THIS COUNTERPOINT TO THE OBSTACLE CHARACTER'S RANGE?

SET AN OVERALL VALUE FOR THE OC RANGE IN YOUR STORY:

DISADVANTAGEOUS NEUTRAL ADVANTAGEOUS



SET AN OVERALL VALUE FOR THE OC COUNTERPOINT IN YOUR STORY:

DISADVANTAGEOUS NEUTRAL ADVANTAGEOUS



OBSTACLE CHARACTER THEMATIC CONFLICT:

OC RANGE _____ VERSUS OC COUNTERPOINT _____


DETERMINE THE COMPARATIVE VALUE BETWEEN THE OC RANGE AND THE OC COUNTERPOINT:

(BETTER)

(EQUAL)

(BETTER)

OC RANGE



OC COUNTERPOINT

DRAMATICA® STORYGUIDE™ PRO WORKSHEET THEME STORYENCODING WORKSHEET D

SS RANGE _____

WHAT SPECIFIC ISSUES DO YOU WANT TO EXAMINE IN TERMS OF THE SUBJECTIVE STORY'S RANGE?

SS COUNTERPOINT _____

WHAT SPECIFIC ISSUES DO YOU WANT TO EXAMINE IN TERMS OF THIS COUNTERPOINT TO THE SUBJECTIVE STORY'S RANGE?

SET AN OVERALL VALUE FOR THE SS RANGE IN YOUR STORY:

DISADVANTAGEOUS NEUTRAL ADVANTAGEOUS



SET AN OVERALL VALUE FOR THE SS COUNTERPOINT IN YOUR STORY:

DISADVANTAGEOUS NEUTRAL ADVANTAGEOUS



SUBJECTIVE STORY THEMATIC CONFLICT:

SS RANGE _____ VERSUS SS COUNTERPOINT _____

DETERMINE THE COMPARATIVE VALUE BETWEEN THE SS RANGE AND THE SS COUNTERPOINT:

(BETTER) (EQUAL) (BETTER)



DRAMATICA® STORYGUIDE™ PRO WORKSHEET STORYWEAVING WORKSHEET A

SCENE #

THROUGHLINE: OBJECTIVE STORY MAIN CHARACTER OBSTACLE CHARACTER SUBJECTIVE STORY

THROUGHLINE #

PLOT EVENT (CIRCLE ONE): SIGNPOST OR JOURNEY

NAME:

THUMBNAIL:

THEMATIC MOMENT (CIRCLE ONE): RANGE COUNTERPOINT CONFLICT

NAME:

THUMBNAIL:

CHARACTER MOMENT (CIRCLE ONE FOR EACH LINE)

INTRODUCTION OR INTERACTION OR DISMISSAL

INTRODUCTION OR INTERACTION OR DISMISSAL

INTRODUCTION OR INTERACTION OR DISMISSAL

INTRODUCTION OR INTERACTION OR DISMISSAL

APPRECIATIONS

DRAMATICA® STORYGUIDE™ PRO WORKSHEET
STORYWEAVING WORKSHEET BSCENE #

THROUGHLINE: OBJECTIVE STORY MAIN CHARACTER OBSTACLE CHARACTER SUBJECTIVE STORY

THROUGHLINE #

APPRECIATIONS**DESCRIBE THIS SCENE:**

SETUP

REVELATION

CONFLICT

AFTERMATH

DRAMATICA® STORYGUIDE™ PRO WORKSHEET
CHARACTER STORYWEAVING WORKSHEET A

INTRODUCTIONS

<p>CHARACTER A : (CIRCLE ONE)</p> <p style="text-align: center;">PROTAGONIST GUARDIAN SIDEKICK REASON</p> <p>NAME _____</p> <p>HOW IS THIS CHARACTER INTRODUCED IN THE STORY?</p> <p>_____</p> <p>_____</p> <p>_____</p> <p>_____</p> <p>_____</p> <p>_____</p> <p>_____</p> <p>_____</p> <p>_____</p> <p>_____</p>	<p>CHARACTER B: (CIRCLE ONE)</p> <p style="text-align: center;">ANTAGONIST CONTAGONIST SKEPTIC EMOTION</p> <p>NAME _____</p> <p>HOW IS THIS CHARACTER INTRODUCED IN THE STORY?</p> <p>_____</p> <p>_____</p> <p>_____</p> <p>_____</p> <p>_____</p> <p>_____</p> <p>_____</p> <p>_____</p> <p>_____</p> <p>_____</p>
---	--

INTERACTIONS

INTERACTION #1: INTRODUCTION OF CONFLICT

DRAMATICA® STORYGUIDE™ PRO WORKSHEET
THEME STORYWEAVING WORKSHEET A

THROUGHLINE: OBJECTIVE STORY MAIN CHARACTER OBSTACLE CHARACTER SUBJECTIVE STORY

RANGE _____**COUNTERPOINT** _____

RANGE AS IT APPEARS IN ACT 1 OF THIS THROUGHLINE:

COUNTERPOINT AS IT APPEARS IN ACT 1 OF THIS THROUGHLINE:

RANGE AS IT APPEARS IN ACT 2 OF THIS THROUGHLINE:

COUNTERPOINT AS IT APPEARS IN ACT 2 OF THIS THROUGHLINE:

DRAMATICA® STORYGUIDE™ PRO WORKSHEET
THEME STORYWEAVING WORKSHEET B**RANGE** _____**COUNTERPOINT** _____

RANGE AS IT APPEARS IN ACT 3 OF THIS THROUGHLINE:

COUNTERPOINT AS IT APPEARS IN ACT 3 OF THIS THROUGHLINE:

THEMATIC CONFLICT AS IT IS RESOLVED IN THE DENOUEMENT: